

**bloc**

Solid Colour Sheet Flooring

**POLYFLOR™**  
COVERING THE WORLD

## Contents

Introduction	3
The Collection	4
M3 Codes	11
Specification	12
Features & Benefits	13
Sales Support Items	14
Roll Label	15
Technical Support Documents	16
PR & Advertising	23

## **Introduction**

The market share for Heterogeneous floorcoverings has been steadily growing for some years and recent Polyflor product launches have been characterized by their innovation, high-design and quality.

By definition Heterogeneous flooring consists of a wear layer and other layers that can vary in composition and design and may contain a reinforcement. The versatility of the make-up of Heterogeneous vinyl sheet allows this family of products to continue evolving in terms of decoration and performance offering further creative solutions to the commercial sector.

Responding to feedback from the marketplace, the Polyflor Product Development Team working with Group Design, have developed Polyflor's first truly plain decoration floorcovering – Polyflor Bloc PUR - a much sought after extension to our already successful commercial vinyl sheet collections.

The Polyflor Bloc PUR collection will be aimed at the heavy commercial market including retail and leisure with accompanying marketing materials and support. Consisting of 16 single solid colour shades, the colour pallet for the range has been developed with an international flavour to cater for all markets and increase the collections appeal.

We have invested considerably in trend & market research and drawn upon our design expertise to develop the innovative colourways within the collection. Including shades inspired by nature, with earthy beiges and greens, light neutrals and pastels through to bright vibrant shades, this comprehensive palette gives the specifier an extensive choice to create tonal, complementary or harmonious interior design schemes.

## The Collection

The Polyflor Bloc PUR range features a single solid colour in a 2.0mm gauge with a fully pigmented 0.7mm homogenous wear layer of pure colour. Suitable for very heavy commercial interiors, Bloc PUR comprises 16 colours in a broad selection of neutral, pastel and vibrant shades developed by Polyflor.

The key specification points are:

- Solid colour sheet flooring
- 2.0mm gauge; 0.7mm fully pigmented homogeneous wear layer
- Roll Size: 2m x 20m
- Polyurethane Reinforcement (PUR) for polish-free maintenance\*
- R10 slip resistance
- Textured emboss
- 100% recyclable
- 10% recycled content
- BRE Global A+ rating (Generic)
- Generic EN 15804 Environmental Product Declaration (EPD) is available
- Suitable for the Recofloor vinyl take-back scheme
- Eurofins Indoor Air Comfort Gold; FloorScore approved

\*As with any plain material, the soil hiding properties are less than similarly coloured patterned floors. Higher frequency of maintenance may be required to ensure optimum appearance. Careful consideration should also be given when choosing very light colours in highly trafficked areas. The use of a robust and effective dirt barrier system should be considered early in the specification stage.

*See page 19 for more Floorcare information.*



**THE  
WORLD  
IS RICH  
WITH  
COLOUR**


**it's everywhere**

## The Colours


The colour palette of Bloc PUR has the breadth and depth to allow the specifier to create a bold, modern statement or a subtle backdrop for any commercial scheme.



Loft White 9931  
w/r 9931  
NCS S 0502-G50Y  
LRV 84.4




Rock Salt 9932  
w/r 9932  
NCS S 1502-G50Y  
LRV 64.0




Studio Grey 9933  
w/r 9933  
NCS S 3000-N  
LRV 45.2




Urban Chic 9934  
w/r 9934  
NCS S 5502-B  
LRV 20.9



Caramel Blush 9944  
w/r 9944  
NCS 2010-Y30R  
LRV 53.0



Clay Deep 9946  
w/r 9946  
NCS S 5005-Y20R  
LRV 24.6



Cool Breeze 9936  
w/r 9936  
NCS S 0515-R80B  
LRV 70.6



Nordic Sky 9937  
w/r 9937  
NCS S 3030-R90B  
LRV 27.6



Marine Blue 9939  
w/r 9939  
NCS S 5040-R80B  
LRV 9.0



Lime Crush 9940  
w/r 9940  
NCS S 2060-G80Y  
LRV 38.3




Soft Moss 9942  
w/r 9942  
NCS S 4040-G70Y  
LRV 22.0



Woodland Green 9941  
w/r 9941  
NCS S 3060-G40Y  
LRV 21.9



Lemon Punch 9947  
w/r 9947  
NCS S 1080-Y  
LRV 52.9



Lilac Essence 9949  
w/r 9949  
NCS S 1510-R40B  
LRV 57.2




Red Beacon 9948  
w/r 9948  
NCS S 1080-Y80R  
LRV 18.3



Classic Black 9935  
w/r 9935  
NCS S 8500-N  
LRV 4.8

## Product Construction

A key feature of Bloc is the fully pigmented homogeneous wear layer. Within this wear layer the single solid colour is evenly dispersed across the product to a depth of 0.7mm, deeper than the minimum required for commercial applications (0.5mm). The thicker wear layer allows for the addition of a textured emboss for a uniform finish.



## Installation

The installation procedure for Bloc PUR is comparable to that for Heterogeneous, Homogeneous and Safety vinyl sheet, however as a plain floorcovering there are specific differences in relation to alignment of adjacent sheets and welding.

## Alignment

To maximise the final appearance of the installation Bloc PUR must be reverse laid and this is also highlighted on the product roll label.

## Welding the Sheet

Polyflor strongly recommends that all Polyflor vinyl sheet floorings are welded. Most specifications make welding mandatory, since it prevents ingress of dirt and bacteria into seams and provides a floor surface which is impermeable to water.

There are two methods of welding that are recommended for heterogeneous vinyl sheet with a fully pigmented wear layer. For the best aesthetic finish when installing Bloc PUR the use of cold chemical welding is recommended to provide a 'seamless' finish.

### 1. Cold Chemical Welding

This method uses a solvent to fuse the two sides of the seam together and this is recommended whenever a high degree of aesthetic finish is required.



## 2. Hot or Heat Welding

This method uses a weld rod to fuse pre-grooved seams and can be used if preferred. Matching weld rods are available for each shade.

### **Subfloors**

The quality of a finished installation can be very much dependent upon the preparation of the subfloor and the attention paid to the recommendations made in various codes of practice and by the manufacturers of the component parts. It is important to avoid problems at the outset and in common with the installation of any type of flooring, the subfloor should not only be in sound condition, but also free of any contaminants, like oil, paint, preservative treatments or other forms of marking, such as a permanent marker pen.

Specifically for Bloc PUR, extra attention is needed when preparing the subfloor to ensure a smooth and even finish is achieved in order to avoid any irregularities becoming visible through the plain decoration.

### **Adhesives**

There are many different types of adhesive available in the marketplace, and the suitability for use with the range of Polyflor products depends upon a number of factors. The formulation of the adhesive, the formulation of the floorcovering, the site conditions and the in-use conditions all affect the selection.

For best results the use of a pressure sensitive adhesive is recommended for Bloc PUR.

<b>Bloc PUR</b>	<b>Laybond Bostik</b>	<b>F Ball</b>	<b>Tremco</b>	<b>Uzin</b>	<b>Mapei</b>
Horizontal Bond	not available	F46	SF108	KE2000S	not available
Vertical Bond	not available	F66	not available	not available	not available

## **Maintenance**

Floorcoverings are selected for many reasons including their colour design and specialist properties. Without regular maintenance, dust and soiling would soon build up, making the colour and design indistinguishable and any specialist properties practically useless. Dirt and soiling can also harbour bacteria and dust and dirt underfoot can act as an abrasive, which, if left uncontrolled, would shorten the life of a floorcovering, causing premature replacement.

Regular and well planned maintenance keeps the floorcovering in pristine condition and can enhance the original appearance. Maintenance can also reduce wear and ultimately improve the life expectancy of the floorcovering.

As with existing Heterogeneous ranges, Bloc PUR incorporates a polyurethane reinforcement (PUR) which protects the floorcovering and combined with the superior closed surface finish, this enhanced protection allows the use of a polish-free maintenance regime.

As with any plain material, the soil hiding properties are less than similarly coloured patterned floors. A higher frequency of maintenance and spot cleaning may be required to ensure the plain floorcovering retains the optimum appearance. At the outset, careful consideration should be given when choosing very light colours in highly trafficked areas. The use of a robust and effective dirt barrier system should be considered early in the specification stage.

## M3 Codes

The following table features all M3 codes for the Bloc PUR collection.

All rolls are **20 linear metres**, and come in 2m widths.

Item Name	Item Code	M3 Code	Weld Rod
Loft White	9931	49032009931	9931
Rock Salt	9932	49032009932	9932
Studio Grey	9933	49032009933	9933
Urban Chic	9934	4903200993	9934
Classic Black	9935	49032009935	9935
Cool Breeze	9936	49032009936	9936
Nordic Sky	9937	49032009937	9937
Marine Blue	9939	49032009939	9939
Lime Crush	9940	49032009940	9940
Woodland Green	9941	49032009941	9941
Soft Moss	9942	49032009942	9942
Caramel Blush	9944	49032009944	9944
Clay Deep	9946	49032009946	9946
Lemon Punch	9947	49032009947	9947
Red Beacon	9948	49032009948	9948
Lilac Essence	9949	49032009949	9949

## Specification

Below are the technical details for Bloc PUR and if you require any further information, contact Customer Technical Services on +44 (0) 161 767 1912, or email [tech@polyflor.com](mailto:tech@polyflor.com)

Gauge	EN 428/ISO 24346	2.0mm
Wear Layer	EN 429/ISO 24340	0.7mm
Roll Size	EN 426/ISO 24341	2m x 20m = 40m <sup>2</sup>
Total Weight	EN 430/ISO 23997	2660g/m <sup>2</sup>
General Performance	EN 649 ISO 10582	Conforms Conforms
Use Area	EN 685/ISO 10874	23, 34, 43
Resistance to Chemicals	EN 423	Excellent chemical resistance
Reaction to Fire	EN 13505-1 ASTM E648	Class Bfl-S1 Class 1
Abrasion Resistance	EN 649 EN ISO 10582	Group T Type I
Slip Resistance*	EN 13893 AS 4586 DIN 51130	Class DS (dry condition) R10 R10
Indentation Residual	ISO 24343-1 ASYMF970 (Modified)	<0.10mm Static load 750psi
Castor Chair (continuous use)	EN 425/ISO 4918	Suitable
Dimensional Stability	EN 434/ISO 23999	<0.40%
Flexibility	EN 435/ISO 24344	(Method A) Pass 20mm
Thermal Conductivity	-	Suitable for underfloor heating (max 27°C)
Electrical Behaviour (body voltage)	EN 1815	</=2Kv Classified as 'antistatic'
Light Fastness	ISO 105-B02	(Method 3) >/=6
VOC Emissions	Indoor Air Comfort GOLD FloorScore	Eurofins certified product Cert Reg No: SCS-FS-02034
<p>Environmentally Preferable Flooring Polyflor Bloc PUR achieves a BRE Global A+ rating (Generic) in the Green Guide to Specification in use areas such as retail, education and healthcare. Generic EN 15804 Environmental Product Declaration (EPD) available on request. Recyclable via the Recofloor scheme. Visit <a href="http://www.polyflor.com/sustainability">www.polyflor.com/sustainability</a>.</p>		
<p>PUR - Polyflor Bloc PUR features a high quality, cross-linked polyurethane reinforcement, UV cured to provide a low-cost, polish free maintenance regime for the lifetime of the flooring. As with any plain material, the soil hiding properties are less than similarly coloured patterned floors. Higher frequency of maintenance may be required to ensure optimum appearance. Careful consideration should also be given when choosing very light colours in highly trafficked areas. The use of a robust and effective dirt barrier system should be considered early in the specification stage.</p>		
<p>Hygiene - All Polyflor commercial sheet vinyl ranges provide a continuous, impervious and hygienic flooring solution which can be confidently cleaned in accordance with recommended maintenance procedures and approved maintenance products. The implementation of an effective cleaning regime is the most important defence against infection.</p>		
<p>*For safety flooring with sustainable wet slip resistance, refer to Polysafe ranges.</p>		

## Features & Benefits

### Commercial

- Many years' experience and design expertise with innovative Heterogeneous sheet collections
- Extensive palette of 16 single solid colours, ideal for heavy commercial applications
- Use area 23/34/43
- Manufactured in the UK
- Healthy stock levels of ALL colours

### Technical

- Polyurethane reinforcement (PUR) on all shades to assist with ongoing maintenance
- Very low VOC emissions, and awarded Indoor Air Comfort GOLD certification and FloorScore
- R10 ramp test slip results
- 100% recyclable, through the Recofloor Vinyl Take-Back Scheme
- Generic environmental product declarations (EPD) for credential transparency
- As a 2.0mm gauge flooring Bloc PUR can be installed alongside existing 2.0mm gauge heterogeneous, homogeneous and safety floorcoverings to provide a seamless finish flooring solution
- Suitable with underfloor heating, to a maximum of 27°C

### Aesthetics

- High-design product, aligned with today's colour trends
- Textured emboss gives a uniform finish
- The broad selection of colours allows for the creation of harmonious, complementary or contrasting interior design schemes and can help with wayfinding and zoning of areas

### Bloc PUR in Healthcare

Polyflor has developed 10 Principles for Dementia-Friendly Flooring and as a plain decoration flooring, Bloc PUR adds depth to the choice already available to specifiers for a high performance flooring that is dementia-friendly in terms of finish, decoration and depth of colour.

## **Sales Support Items**

To assist with the launch of Bloc PUR, a full marketing & sales support package has been developed to help showcase the collection, and promote the products technical features.

### **Shadecard (FXSC271, 50/box)**

Shadecards continue to be one of Polyflor's strongest selling tools and the new single shadecard features the 16 colours and technical specification in the new design and layout.

### **Brochure (LIT304, 50/box)**

The brochure includes a suite of installation photography, displaying Bloc PUR across a number of sectors.

The brochure will be available as a digital turn-page as well as a PDF on the Polyflor website.

### **Presenter (FXSC272, 15/box)**

Sales presenters have proven to be a valuable sales tool with previous Heterogeneous launches, so for consistency we have created one for Bloc PUR. Including larger scale sample pieces, a copy of the Bloc brochure, and full technical details, the presenter folds out to show all 16 shades plus installation photography on the reverse.


### **Flooring Collection brochure, Part B & Part C**

The new collection will feature in all future print runs.

## Roll Label


The roll labels follow the same layout as all standard heterogeneous vinyl sheet flooring.

# POLYFLOR BLOC



**POLYFLOR™**  
COVERING THE WORLD


**POLYFLOR LTD.** PO BOX 3 RADCLIFFE NEW RD. WHITEFIELD  
MANCHESTER M45 7NR UK TEL: +44 (0)161 767 1111  
UK FAX: +44 (0)161 767 1128 E-MAIL: INFO@POLYFLOR.COM  
WWW.POLYFLOR.COM



<b>SHADE/COLORIS</b> COLOR/COLORE/ЦВЕТ	
<b>BATCH No/NUMERO DE BAIN/NÚMERO DE TINTADA</b> NUMERO PARTITA/НОМЕР ПАРТИИ	
<b>GAUGE/EPAISSEUR</b> ESPESOR/SPESSORE/ТОЛЩИНА	<b>2.0mm</b>
<b>LENGTH/LONGUEUR</b> LONGITUD/LUNGHEZZA/ДЛИНА	<b>20m</b>
<b>WIDTH/LARGEUR</b> ANCHURA/LARGHEZZA/ШИРИНА	<b>2m</b>

<b>CE</b>
T121
Polyflor Ltd, PO Box 3, Radcliffe New Road, Whitefield, Manchester, M45 7NR
13 T121 CPR - KA0058
EN 15102:2007+A1:2011 Heavy duty wallcoverings
Reaction to fire class B-s3-d0 on plasterboard attached with an acrylic based adhesive
Release of formaldehyde None
Release of other dangerous substances - of heavy metals and specific elements - of vinyl chloride monomer (VCM)
Sound absorption NPD
Thermal resistance NPD


**ÉMISSIONS DANS L'AIR INTÉRIEUR\***



**A+**

Information sur le risque d'émission de substances nocives dans l'air intérieur, présentant un risque de toxicité par inhalation, sur une échelle de classe allant de A+ (très faibles émissions) à C (fortes émissions).

**VOC Low Emissions**



ПВХ ПОКРЫТИЕ **MADE IN THE UK** СДЕЛАНО В ВЕЛИКОБРИТАНИИ

**PKLB 720(B) A5/1**

# Technical Support Documents

## Range Shades



**POLYFLOR™**  
COVERING THE WORLD



**bloc**  
Solid Colour Sheet Flooring

**HETEROGENEOUS**

 <b>Loft White 9931</b> <small>NCS S 0502-G50Y</small> <small>w/r 9931 LRV 84.4</small>	 <b>Rock Salt 9932</b> <small>NCS S1502-G50Y</small> <small>w/r 9932 LRV 64.0</small>	 <b>Studio Grey 9933</b> <small>NCS S 3000-N</small> <small>w/r 9933 LRV 45.2</small>	 <b>Urban Chic 9934</b> <small>NCS S 5502-B</small> <small>w/r 9934 LRV 20.9</small>
 <b>Cool Breeze 9936</b> <small>NCS S 0510-R80B</small> <small>w/r 9936 LRV 70.6</small>	 <b>Caramel Blush 9944</b> <small>NCS S 2010-Y30R</small> <small>w/r 9944 LRV 53.0</small>	 <b>Clay Deep 9946</b> <small>NCS S 5005-Y20R</small> <small>w/r 9946 LRV 24.6</small>	 <b>Lilac Essence 9949</b> <small>NCS S 1510-R40B</small> <small>w/r 9949 LRV 57.2</small>
 <b>Nordic Sky 9937</b> <small>NCS S 3040-R90B</small> <small>w/r 9937 LRV 27.6</small>	 <b>Lime Crush 9940</b> <small>NCS S 2060-G80Y</small> <small>w/r 9940 LRV 38.3</small>	 <b>Soft Moss 9942</b> <small>NCS S 4040-G70Y</small> <small>w/r 9942 LRV 22.0</small>	 <b>Woodland Green 9941</b> <small>NCS S 3060-G40Y</small> <small>w/r 9941 LRV 21.9</small>
 <b>Marine Blue 9939</b> <small>NCS S 5040-R80B</small> <small>w/r 9939 LRV 9.0</small>	 <b>Lemon Punch 9947</b> <small>NCS S 1080-Y</small> <small>w/r 9947 LRV 52.9</small>	 <b>Red Beacon 9948</b> <small>NCS S 1080-Y80R</small> <small>w/r 9948 LRV 18.3</small>	 <b>Classic Black 9935</b> <small>NCS S 8500-N</small> <small>w/r 9935 LRV 4.8</small>

**Suitable for both cold and hot welding - see installation details for more information.**  
 w/r = weld rod    NCS = Natural Colour System    LRV = Light Reflectance Value



**100% RECYCLABLE**  
**10% RECYCLED MATERIAL**






# bloc

Featuring a single solid colour with a textured emboss, Polyflor Bloc PUR has a 0.70mm pigmented homogeneous PVC wear layer. A high performance, heavy duty heterogeneous sheet floorcovering with a polyurethane reinforcement, Bloc is ideally suited for use within the retail, leisure and commercial sector. The quality of a finished installation of Bloc is dependent upon the preparation of the subfloor which must be smooth. Also the frequency of a regular and well planned maintenance regime should be considered at the outset to ensure the plain floorcovering retains the optimum appearance.



	Gauge	EN 428/ISO 24346	2.0mm
	Wear Layer	EN 429/ISO 24340	0.70mm
	Roll Size	EN 426/ISO 24341	2m x 20m = 40m <sup>2</sup>
	Total Weight	EN 430/ISO 23997	2660g/m <sup>2</sup>
	General Performance	EN 649 ISO 10582	Conforms Conforms
	Use Area	EN 685/ISO 10874	
	Resistance to Chemicals	EN 423	Excellent chemical resistance
	Reaction to Fire	EN 13501-1 ASTM E648	Class Bfl-S1 Class 1
	Abrasion Resistance	EN 649 EN ISO 10582	Group T Type 1
	Slip Resistance*	EN 13893 AS 4586 DIN 51130	Class DS (dry condition) R10 R10
	Indentation Residual	ISO 24343-1 ASTM F970 (Modified)	<0.10mm Static load 750psi
	Castor Chair (continuous use)	EN 425/ISO 4918	Suitable
	Dimensional Stability	EN 434/ISO 23999	<0.40%
	Flexibility	EN 435/ISO 24344	(Method A) Pass 20mm
	Thermal Conductivity	-	Suitable for underfloor heating (max 27°C)
	Electrical behaviour (body voltage)	EN 1815	≤2kV Classified as 'antistatic'
	Light Fastness	ISO 105-B02	(Method 3) ≥6
	VOC Emissions	Indoor Air Comfort GOLD FloorScore	Eurofins certified product SCS Certified Reg No: SCS-FS-02034

Environmentally Preferable Flooring - Polyflor Bloc PUR achieves a BRE Global A+ rating (Generic) in the Green Guide to Specification in use areas such as retail, education and healthcare. Generic EN 15804 Environmental Product Declaration (EPD) available on request. Recyclable via the Recofloor scheme. Visit [www.polyflor.com/sustainability](http://www.polyflor.com/sustainability).

PUR - Polyflor Bloc PUR features a high quality, cross-linked polyurethane reinforcement, UV cured to provide a low-cost, polish free maintenance regime for the lifetime of the flooring. As with any plain material, the soil hiding properties are less than similarly coloured patterned floors. Higher frequency of maintenance may be required to ensure optimum appearance. Careful consideration should also be given when choosing very light colours in highly trafficked areas. The use of a robust and effective dirt barrier system should be considered early in the specification stage.

Hygiene - All Polyflor commercial sheet vinyl ranges provide a continuous, impervious and hygienic flooring solution which can be confidently cleaned in accordance with recommended maintenance procedures and approved maintenance products. The implementation of an effective cleaning regime is the most important defence against infection.

For information and advice regarding handling and installation, adhesives, tailored maintenance, applications, chemical resistance and product warranty, consult Polyflor Customer Technical Services on +44 (0)161 767 1912, or email [tech@polyflor.com](mailto:tech@polyflor.com).

\*For safety flooring with sustainable wet slip resistance, refer to Polysafe ranges.

The data presented is correct at the time of printing. For latest information, please visit our website [polyflor.com](http://polyflor.com).  
Decoration and shade may vary slightly from the samples shown.



**POLYFLOR**  
COVERING THE WORLD

UK Sales Direct: +44 (0)161 767 1122 | Export Sales Direct: +44 (0)161 767 1913  
Sample Requests: +44 (0)161 767 2551 | email: [info@polyflor.com](mailto:info@polyflor.com) | [www.polyflor.com](http://www.polyflor.com)

*James Halliday*  
**FLOORING**

August 2016

# Product Specification

# bloc

Featuring a single solid colour with a textured emboss. Polyflor Bloc PUR has a 0.70mm pigmented homogeneous PVC wear layer. A high performance, heavy duty heterogeneous sheet floorcovering with a polyurethane reinforcement, Bloc is ideally suited for use within the retail, leisure and commercial sector. The quality of a finished installation of Bloc is dependent upon the preparation of the subfloor which must be smooth. Also the frequency of a regular and well planned maintenance regime should be considered at the outset to ensure the plain floorcovering retains the optimum appearance.



- The flooring shall be Polyflor Bloc PUR, as supplied by Polyflor Ltd of Manchester, England.
  - The flooring features a single solid colour with a textured emboss.
  - The flooring shall be flexible PVC sheet flooring in 2.00mm thickness.
  - It shall have the following laminated construction: 0.7mm pigmented homogeneous PVC wear layer, with a 1.30mm PVC backing featuring a pimple emboss.
  - The flooring shall incorporate a specially formulated polyurethane reinforcement.
  - As with any plain material, the soil hiding properties are less than similarly coloured patterned floors.
  - The frequency of a regular and well planned maintenance regime should be considered at the outset to ensure the plain floorcovering retains the optimum appearance.
  - Careful consideration should be given when choosing very light colours in highly trafficked areas.
  - The use of a robust and effective dirt barrier system should be considered early in the specification chain.
- In accordance with EN ISO 10582/EN 649, the in-use classification must be at least 23/34/43 as described in EN ISO 10874; ie domestic areas with intense use; commercial areas with very heavy traffic; and heavy light industrial areas.
  - In respect of flame spread, the flooring shall have been fully tested to EN13501-1 and certified as having Class Bfl-S1.
  - The Binder Content shall be Type I as defined in EN ISO 10582.
  - This product does not accumulate static charges above 2kV and is classified as 'antistatic' when tested to EN1815. For specialist applications where there is a requirement to dissipate the electrostatic charge see the Polyflor ESD product ranges.
  - With regards the European requirement EN 13893 for slip resistance, the flooring shall be classified DS, making it suitable for use in areas which are predominantly dry. When tested to DIN 51130 the product shall be classified as R10. For safety flooring with sustainable wet slip resistance, refer to the Polysafe ranges.
  - In respect of light fastness, the flooring shall have been fully tested to ISO 105-B02 Method 3 as having a pass to ≥6.
  - The flooring must be available in 2.01 metre width, including a 0.01 metre selvage for on site trimming, to minimise the number of joints.
- The flooring will achieve a BRE Global Environmental A+ rating (Generic) in the Green Guide to Specification.
  - Generic EN 15804 Environmental Product Declaration (EPD) available on request.
  - The manufacturer should provide a facility to take back and recycle waste vinyl flooring material through the Recofloor scheme.
  - The flooring shall be tested to and pass key independent, international standards for low VOC emissions.
- The supplier of the floorcovering must be in possession of a valid quality systems certificate showing compliance with ISO 9001.
  - The supplier of the floorcovering must be in possession of a valid environmental certificate showing compliance with ISO 14001.
- A moisture test must be carried out, to ensure that the subfloor has dried out to a level consistent with the application of vinyl flooring. The test should be carried out, in accordance with the instruction in BS 8203 in the UK and other relevant national standards. The result should not exceed 75%RH, if using a hygrometer, once equilibrium has been achieved.
  - The subfloor must have a smooth and even finish to avoid any irregularities becoming visible through the floorcovering.
  - Floorcoverings with a plain decoration may require a higher level of subfloor preparation to ensure a quality finish.
  - The adhesive used must be approved by Polyflor, to ensure full product compatibility.
  - Products must be fully conditioned to the environment in which they are to be installed as outlined by Polyflor. Suitable for use with underfloor heating up to 27°C. See Polyflor installation instructions for details.
  - Installation must be carried out in accordance with BS 8203, other relevant national standards and the instructions of Polyflor.
  - All joints must be welded. As a single solid colour Bloc PUR should be cold welded whenever a high degree of aesthetic quality is required, or if preferred the seams can be heat welded.
- Polyflor Bloc PUR is recommended for heavy traffic areas that require a hardwearing floorcovering which is attractive and modern and is ideally suited for application within the retail, leisure and commercial sectors.
- At the date of issue the data presented is correct.
  - However, Polyflor Ltd reserve the right to make changes which do not adversely affect performance or quality.
  - For clarification and for information regarding handling and installation, adhesives, maintenance, applications, chemical resistance and warranty, consult Polyflor Customer Technical Services on +44 (0)161 767 1912, or email tech@polyflor.com.

UK Sales Direct: +44 (0)161 767 1122 | Export Sales Direct: +44 (0)161 767 1913  
 Sample Requests: +44 (0)161 767 2551 | email: info@polyflor.com | www.polyflor.com

August 2016

# Floorcare

## bloc

Featuring a single solid colour with a textured emboss. Polyflor Bloc PUR has a 0.70mm pigmented homogeneous PVC wear layer. A high performance, heavy duty heterogeneous sheet floorcovering with a polyurethane reinforcement, Bloc is ideally suited for use within the retail, leisure and commercial sector. The quality of a finished installation of Bloc is dependent upon the preparation of the subfloor which must be smooth. Also the frequency of a regular and well planned maintenance regime should be considered at the outset to ensure the plain floorcovering retains the optimum appearance.



- Polyflor Bloc PUR features a single solid colour with a textured emboss. The range incorporates a polyurethane reinforcement and combined with the superior closed surface finish, this enhanced protection allows the use of a polish-free maintenance regime. As with any plain material, the soil hiding properties are less than similarly coloured patterned floors. The frequency of a regular and well planned maintenance regime should be considered at the outset to ensure the plain floorcovering retains the optimum appearance. Careful consideration should also be given when choosing very light colours in highly trafficked areas.
- The following maintenance instructions are designed to maximise the benefits of the PUR, resulting in lower maintenance costs, without compromising the long-term appearance of your floorcovering.

### INITIAL CONSTRUCTION CLEAN



- Remove all loose debris
- Ensure that all traces of adhesive are removed from the surface of the floorcovering
- Mop sweep or vacuum to remove dust and grit
- Damp mop with a neutral detergent
- If required, dry buff with a 1000 rpm plus rotary machine fitted with a suitable clean pad

### ROUTINE MAINTENANCE

The following recommendations are provided as a guideline, and the frequency can be changed to optimise the appearance.

#### Daily

- Mop sweep or vacuum to remove dust and loose dirt
- If required, spot mop to remove stubborn marks, with a neutral cleanser



#### Weekly

- Assess the appearance of the floor. Undertake the following as required:
- Scuffing - spray clean using a floor maintainer and 1000 rpm plus rotary machine fitted with a suitable clean pad

#### Periodically

- Assess the appearance of the floor.
- If the floor has dirt build-up, machine scrub with a scrubber dryer (approx. 165 rpm) fitted with a suitable clean pad, using a neutral or alkaline detergent, as appropriate
- Rinse thoroughly and allow to dry
- Dry buff to restore finish\*



- This maintenance regime requires the installation of a robust and effective barrier matting system
  - Cleaners and detergents should be diluted as per the manufacturers' instructions. For recommended products, see the Polyflor Approved Maintenance Products sheet
  - Always follow the Health and Safety guidance provided, and dilute cleaners and detergents in accordance with the manufacturers' instructions
  - Fit protective feet to table and chair legs, to prevent scratching
  - Polyflor Bloc PUR is suitable for steam cleaning on a periodic basis
  - These maintenance instructions are intended for the PUR Range of floorcoverings, which have a polyurethane reinforcement. For other Polyflor products, reference should be made to their specific floorcare sheets
  - Note: In most instances, the above maintenance regime will be sufficient to ensure your floorcovering retains the optimum appearance. Should you wish to provide extra protection in heavily trafficked areas, or where no mechanical means exist to maintain the product, a matt floor polish should be applied. \*The frequency of a regular and well planned maintenance regime should be considered at the outset. Details of the procedure to be used can be found in the Polyflor Technical Information Manual. For a copy, or further information, contact Polyflor Customer Technical Services on +44 (0)161 767 1912, or email tech@polyflor.com.
  - At the date of issue the data presented is correct.
  - However, Polyflor Ltd. reserve the right to make changes which do not adversely affect performance or quality.
- REGULAR CLEANING IS MORE BENEFICIAL TO THE FLOORCOVERING AND MORE COST-EFFECTIVE THAN OCCASIONAL HEAVY CLEANING.**



100% RECYCLABLE  
10% RECYCLED MATERIAL



**POLYFLOR**  
COVERING THE WORLD

UK Sales Direct: +44 (0)161 767 1122 | Export Sales Direct: +44 (0)161 767 1913  
Sample Requests: +44 (0)161 767 2551 | email: info@polyflor.com | www.polyflor.com

*James Hardie*  
FLOORING

August 2016

# Installation



## Installation of Polyflor Bloc PUR Heterogeneous vinyl sheet

This section is intended for Polyflor Bloc PUR heterogeneous sheet vinyl with pigmented wear layer construction. In general, the installation procedure is the same as that detailed in Installation of Homogeneous and Safety vinyl sheet and reference should be made to this section for in-depth advice. Included below are details of how installation differs from homogeneous vinyl sheet, specifically in relation to alignment of adjacent sheets and welding options.

### SUBFLOORS

Due to the nature of the single consistent colouring of the product, extra attention is needed when preparing the subfloor to ensure a smooth and even finish is achieved in order to avoid any irregularities becoming visible.

In common with the installation of any type of flooring, the subfloor should not only be in sound condition, but also free of any contaminants, like oil, paint, preservative treatments or other forms of marking, such as a permanent marker pen. Similarly, no markings should be applied to the back of heterogeneous flooring.

### ALIGNMENT

Polyflor Bloc PUR heterogeneous sheet features a 0.7mm pigmented solid homogenous PVC wear layer. It MUST be reverse laid.

### FITTING THE SHEET

Once the adjacent sheets are aligned, the seam should be cut using one of the following methods:

- Ensuring there is a maximum overlap between the sheets of 25mm; using a straight edge and a utility knife cut through both layers to ensure there is a tight seam keeping the utility knife upright throughout the process. Discard any waste material, and check the final appearance.

Or

- Using a Polyflor seam cutter and the factory cut edge as a guide, set the seam cutter and cut the factory edge off the upper sheet; repeat the process and trim the factory edge off the lower sheet. Discard the waste strip and check the final appearance. Once the seams have been dry cut, the vinyl sheets can be adhered to the substrate. Fold back all the sheets half way and apply a pressure sensitive adhesive approved by Polyflor, following the adhesive manufacturer's instructions and recommendations.

Working from the centre of the room, fold the sheets back into their original position, using a rolling motion to reduce the risk of trapping air. Using a 60kg roller starting in the width direction, roll the floor to expel any air bubbles and ensure good contact with the adhesive, substrate and the back of the sheet vinyl. Repeat in the lengthwise direction. Repeat the whole rolling process approximately 4 hours later.

### WELDING THE SHEET

There are two methods of welding that are recommended for heterogeneous vinyl sheet floorcoverings with a fully pigmented wear layer. NB: due to the solid colour palette of Polyflor Bloc PUR cold welding is recommended whenever a high degree of aesthetic quality is required.

#### Cold welding

Once the seam has been accurately cut, remembering that at this type of welding should not be considered as gap filling, the seam can be welded.

A. Cover the seam with masking tape or similar to prevent any excess welding liquid coming into contact with the vinyl surface.

B. Cut through the tape at the seam, using a utility knife with a sharp blade. Apply the welding liquid, as per the manufacturer's instructions, ensuring both hands are controlling the tube.

Keep fingers away from the needle applicator.

C. After approximately 10 minutes and once the welding liquid has cured, the masking tape can then be removed.

Note: Any proud parts of the cured welding liquid can be left, as they will be removed with the effects of maintenance and traffic.

#### Hot Welding

Once the adhesive is cured, normally after 24 hours, the seam can be grooved out. This can be done either manually by using a hand groover or mechanically using a power grooving machine. The groove should not be deeper than 2/3rds thickness of the wear layer for the U groove and 7/8ths thickness for the V groove.

A. Remove all dust and debris prior to welding.

B. Using an appropriate vinyl weld rod, test the weld fusion on a scrap piece of the material. Once you are happy with the heat settings and resultant weld, proceed to weld all the pre-grooved seams.

C. On completion, and whilst the weld is still warm, carry out the first trim. This should be carried out using a cable guide and spatula knife.

D. The final trim should be carried out once the weld has completely cooled and should be done using the spatula knife.

Note: The welding technique described will provide a very strong mechanical weld. Should you require a much thinner line whilst at the same time providing a continuous surface, we suggest that in these instances, and using the technique described, only the wear layer be grooved out. This will result in a much narrower weld whilst still preventing ingress of dirt or moisture.



# Safety Data Sheet (COSHH)

Revision date: August 2016  
Issue# 01



## Product Health and Safety Data Sheet Polyflor Resilient Flexible Vinyl Floorcovering

<b>1. Identification of the substance / preparation and of the company undertaking</b>	<p>1.1 Product Name <b>Polyflor Forest FX Polyflor Mineral FX Polyflor Acoustic Forest FX Polyflor Acoustic Mineral FX Polyflor Harmony FX Polyflor Expona Flow Polyflor Bloc PUR</b></p> <p>1.2 Company Details Polyflor Limited P O Box 3 Radcliffe New Road Whitefield Manchester M45 7NR Tel: 0161 767 1111 Fax: 0161 767 1100 Email: msds@polyflor.com</p>
<b>2. Hazards identification</b>	These products are non-hazardous
<b>3. Composition / Information on ingredients</b>	3.1 There are no substances in this product presenting a health or environmental hazard within the meaning of the Chemicals (Hazard Information & Packaging for Supply) Regulations.
<b>4. First aid measures</b>	<p>4.1 Inhalation: no specific measure required Skin Contact: no specific measure required Eye Contact: no specific measure required Ingestion: no specific measure required</p>
<b>5. Fire fighting measures</b>	<p>5.1 Suitable extinguishing media: Water spray jet, foam, dry powder, carbon dioxide. 5.2 Extinguishing media that must not be used: Not applicable. 5.3 Special exposure hazard arising from the substance or preparation itself, combustion products, resulting gases: Hazardous combustion products: carbon monoxide and hydrogen chloride. 5.4 Special protective equipment for fire fighting: Use respiratory protection independent of recirculated air.</p>
<b>6. Accidental release measures</b>	<p>6.1 Personal precautions: No special measures required. 6.2 Environmental precautions: No special measures required. 6.3 Methods for cleaning up: Dispose of according to regulations.</p>
<b>7. Handling and storage</b>	<p>7.1 General information: No special protective measures required. 7.2 Handling: Normal safe handling practices must be applied. 7.3 Storage: It is recommended that rolls are stored in the vertical position and restrained in position using safety chains or straps.</p>
<b>8. Exposure controls / personal protection</b>	8.1 Personal protection equipment: None required.
<b>9. Physical and chemical properties</b>	<p>9.1 Appearance: solid sheet or solid sheet with foam backing in various designs/colours. 9.2 Specific Gravity: Dependant upon product type with a range between 1.20 and 1.80.</p>
<b>10. Stability and reactivity</b>	<p>10.1 General information: If stored and handled in accordance with standard industry practices no hazardous reactions are known. 10.2 Hazardous decomposition information: Thermal decomposition will evolve toxic vapours - hydrogen chloride and carbon monoxide.</p>
<b>11. Toxicological information</b>	<p>11.1 General information: No harmful effects have been reported to date. 11.2 Inhalation: Not applicable Ingestion: Not applicable Skin contact: No known hazard Eye contact: Not applicable</p>
<b>12. Ecological information</b>	<p>12.1 Environmental fate and distribution: The floorings have no mobility in soil The floorings are insoluble in water The floorings are not expected to bioaccumulate</p> <p>12.2 Persistence and degradability: The floorings will not biodegrade</p>



<b>13. Disposal considerations</b>	13.1 Material: Dispose of in accordance with local and national legislation. 13.2 Contaminated packaging: Recommendation: dispose by recycling.
<b>14. Transport information</b>	The floorings are not classified as dangerous for transportation.
<b>15. Regulatory information</b>	The finished floorings are defined as "not hazardous" in the Chemicals Hazard Information and Packaging regulations (CHIP).
<b>16. Other information</b>	All seam welding to be carried out in a well ventilated area. Polyflor Limited has prepared this safety data on the basis of its best knowledge and information available at the present day. Polyflor gives no guarantee and disclaims responsibility for individual items being incomplete or incorrect. Furthermore, Polyflor gives no guarantee that all possible measures are contained within the safety data sheet (including exceptional circumstances).

Revision information:  
Transcribe Sections 2 and 3  
Additional product names.

# PR & Advertising

Two examples of trade adverts to support the launch of Polyflor Bloc PUR.

**which is your favourite bloc Colour?**

**POLYFLOR BLOC PUR IN RED BEACON AND STUDIO GREY**  
 A single solid colour with a textured matt finish - experiment with high performance Polyflor Bloc PUR sheet flooring to create a bold, modern statement or subtle backdrop for creative commercial interiors.  
 Choose your favourite Bloc colour and order free samples at [www.polyflor.com/bloc](http://www.polyflor.com/bloc)

**THE WORLD IS RICH WITH COLOUR**  
 New Bloc PUR from Polyflor gives you extensive choice to create tonal, complementary or harmonious interior design schemes through the availability of a broad spectrum of 16-erbing colours.  
 Featuring a fully pigmented homogeneous PVC wear layer of pure colour with a textured emboss, Bloc PUR is a high performance, heavy duty sheet flooring ideally suited for **offices**, the retail, leisure and commercial sectors.  
 Manufactured in the UK, Bloc PUR is available in a 2 metre wide by 20 metre length sheet format with Polyflor's PUR embossed protection for a polish-free maintenance regime.\*  
 Whenever a high degree of aesthetic finish is required, sand or chemical wetting is advised, however if the hot welding method is preferred then Hotwelding weld rod is available for each Bloc PUR shade.  
 \*As with any non-natural, higher frequency of maintenance may be required to ensure optimum appearance. Careful consideration should be given when choosing very light colours in highly trafficked areas.

Free of charge samples from **samples2direct**  
 200 +44 (0)161 767 2551

[www.polyflor.com/bloc](http://www.polyflor.com/bloc)

**POLYFLOR**  
 RECEIVING THE WORLD

**POLYFLOR LTD.** PO BOX 8, WOODLEY, NEW ROAD, WHITEFIELD, MANCHESTER, M45 7DE, UK  
 TEL: 0161 767 2551 FAX: 0161 767 2552 E: [enquiries@polyflor.com](mailto:enquiries@polyflor.com) WWW.POLYFLOR.COM